



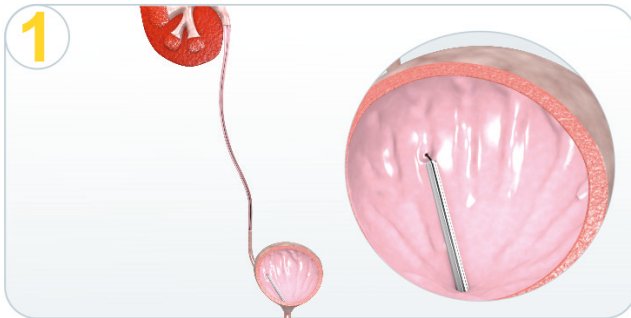
## URETERAL ACCESS SHEATH with atraumatic tip-transition

### URETERAL ACCESS SHEATH

- Unique tip expanding system for atraumatic sheath transition
- Hydrophilic coating to facilitate the introduction
- PTFE inner layer which provides smooth device passage
- Platinum ring at the distal part of the sheath to enhance visibility under fluoroscopy and allows precise positioning


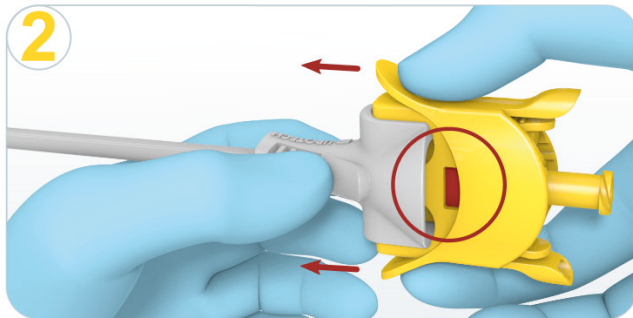
Order Code	Inner diameter (CH/FR)	Outer Diameter (CH/FR)	Length (cm)
AS-1235	10	12	35
AS-1245	10	12	45
AS-1435	12	14	35
AS-1445	12	14	45
AS-1635	14	16	35
AS-1645	14	16	45

# Procedure



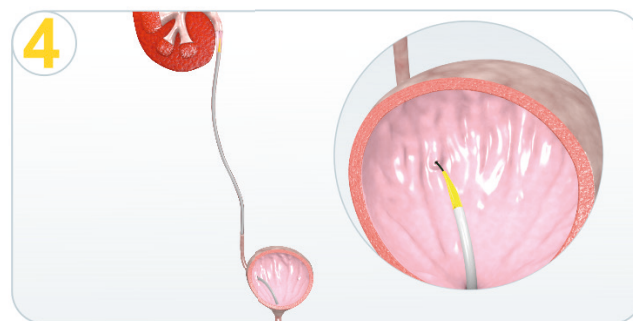
- Guidewire insertion by cystoscopy

- Push up the dilator unit against the funnel
- Correct fixation is indicated by red mark



- Activate the hydrophilic coating by sterile water

- Advance the access sheath over the guidewire



- Press both flaps on the end of the handle and remove the dilator unit