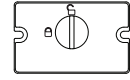
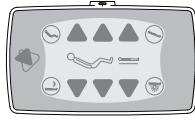




Olympia Care



Manipulation	Hand switch	Hand switch HD	Satellite control FPP	Mini-nurse box ACC	Lock box ACL
BACKREST					
KNEEREST					
RELAXPOSITION					
HIGH/LOW					
SLEEPING POSITION					 Not active when a function has been locked
ANTI-TREND.					
Emergency operations					
TREND.					
CPR					 Irrespective of any blocked functions.
Lock/Unlock					
					 Active Non-active
Nightlight under the bed on/off					

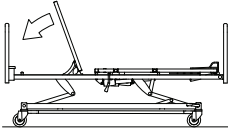
The available bed functionality is in line with the chosen and ordered configuration.



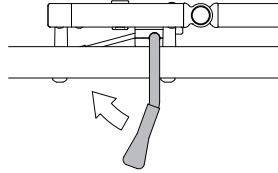


Olympia Care

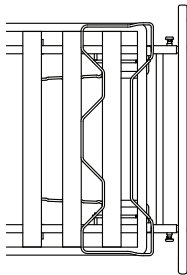
Quick release



Lever



Bed extension



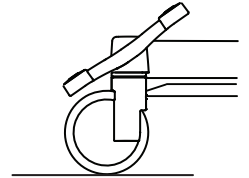
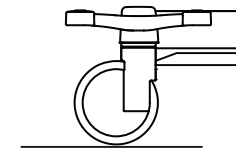
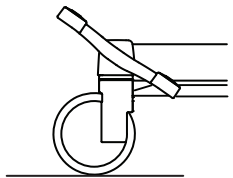
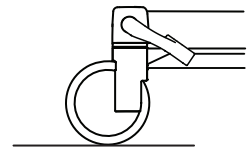
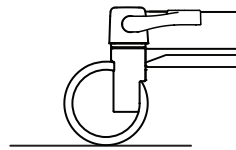
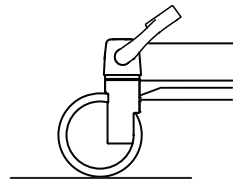
1. lift the footrest
2. pull out both pull knobs
3. pull out the bed extension
4. lock the buttons
5. pull out the foot extension (option)

Central brake mechanism

1 directional castor, fixed

4 castors unbraked

4 castors braked



The available bed functionality is in line with the chosen and ordered configuration

